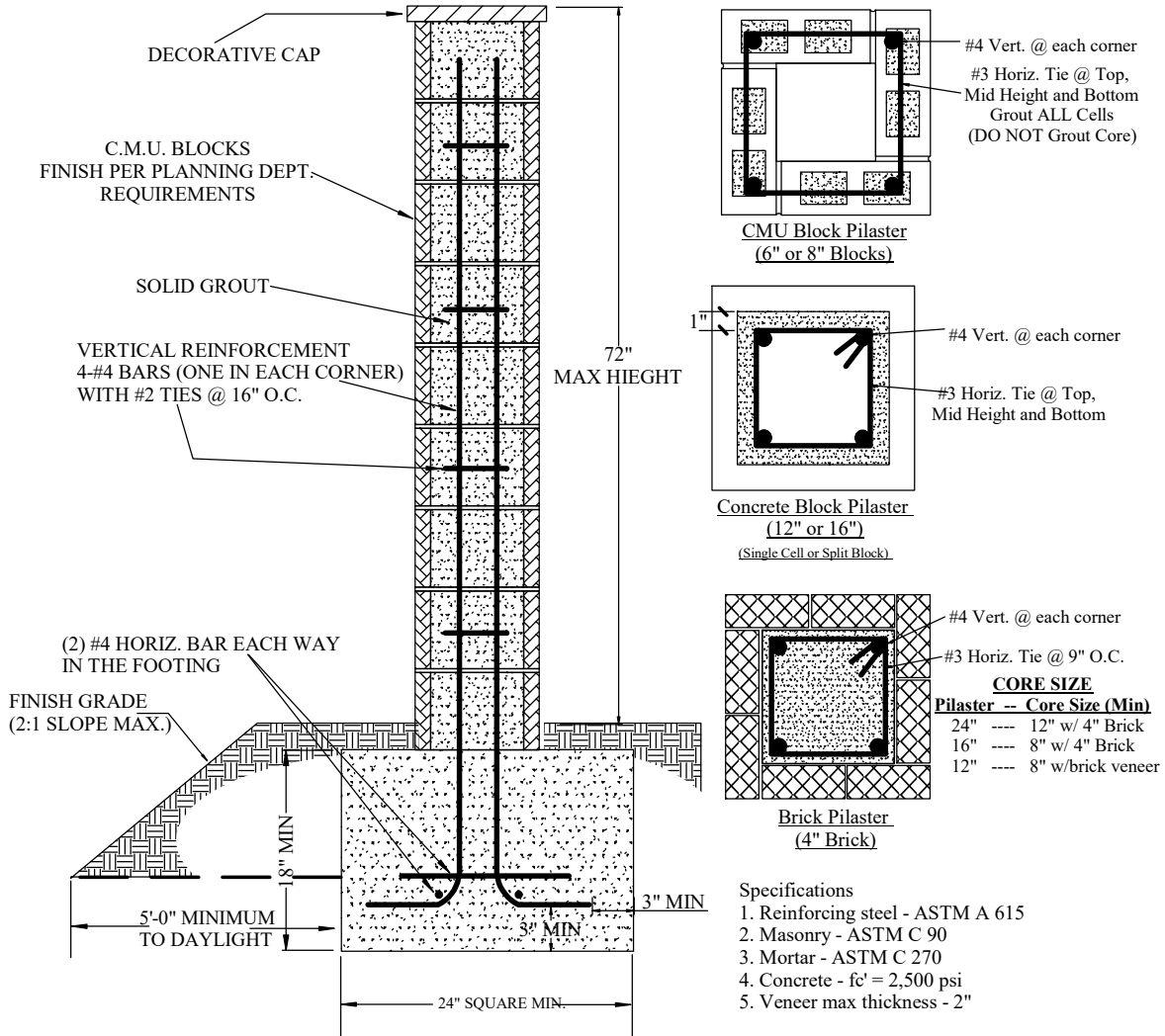




City of Whittier

COMMUNITY DEVELOPMENT
 13230 Penn Street, Whittier, California 90602-1716
 (562) 567-9320 Fax (562) 567-2872 www.cityofwhittier.org

Masonry/Concrete Pilaster W/Infill



12" - 16" - 24" SQUARE PILASTER

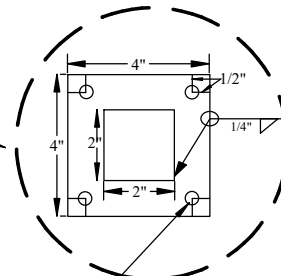
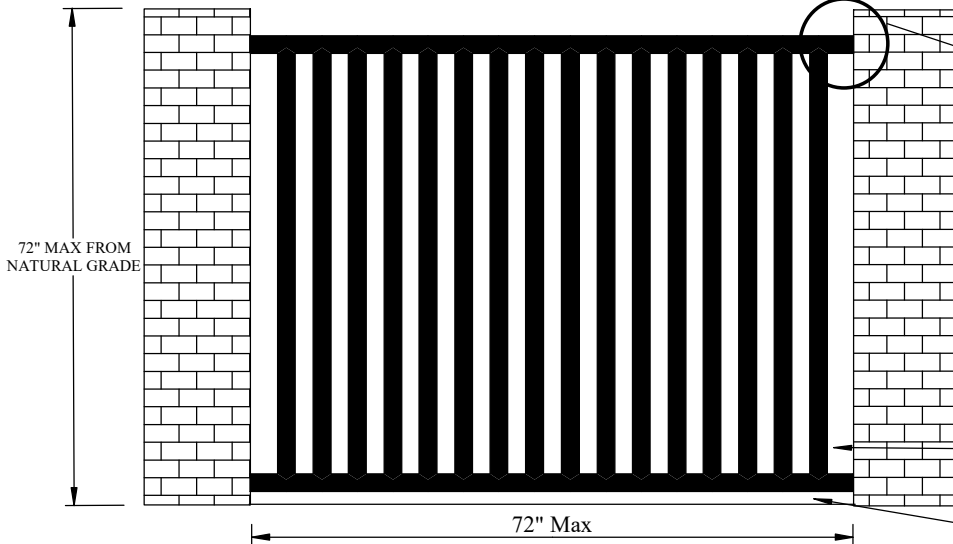
- CHECK WITH THE PLANNING DIVISION FOR APPROVAL OF HEIGHT, LOCATION, AND FINISH OF PILASTERS PER W.M.C. 18.10.030(D); 18.24.040(F); 18.34.050(F), AND OTHER APPLICABLE CITY CODES AND ORDINANCES.
- FOR PILASTERS LOCATED ON THE PROPERTY LINE, SUBMIT A COMPLETED COMMON PROPERTY LINE WALL AGREEMENT FORM.

SPECIFICATIONS

- SOIL SHALL BE WELL COMPACTED, (90% RELATIVE DENSITY), SAND, SILTY SAND, CLAYEY SAND, SILTY GRAVEL, OR CLAYEY GRAVEL. ASSUMED SOIL BEARING IS 1500 PSF.
- CONCRETE BLOCKS ARE GRADE "N" PER ASTM C60-03
- IF USING VENEER, AND ALSO INSTALLING A FENCING INFILL, THE MAXIMUM THICKNESS CANNOT EXCEED 2". VENEER MUST ONLY BE ADHESIVE TYPE INSTALLED PER MANUFACTURER'S INSTRUCTIONS.
- STONE/BRICK VENEER MUST BE INSTALLED PER 2022 CBC 1404.6 / 1404.7
- 4" BRICK IS NOT ALLOWED IF INSTALLING FENCING INFILL.
- MORTAR IS TYPE "M" OR "S" PER CBC TABLE 2103.8(1) AND GROUT IS PER CBC TABLE 2103.12.
- FOUNDATION CONCRETE EQUAL TO READY MIX PER ASTM STANDARDS WITH A STRENGTH OF 2500 PSI.
- REINFORCING STEEL IS GRADE 40 DEFORMED BARS PER ASTM STANDARDS. LAP STEEL AT LEAST 24".
- ALL WELDS MUST BE DONE BY A LA CITY CERTIFIED WELDER AND A COPY OF THE CERTIFICATE MUST BE GIVEN TO THE INSPECTOR.

PILASTER W/WROUGHT IRON FENCE INFILL

2" X 2" 16 gauge square tubing.

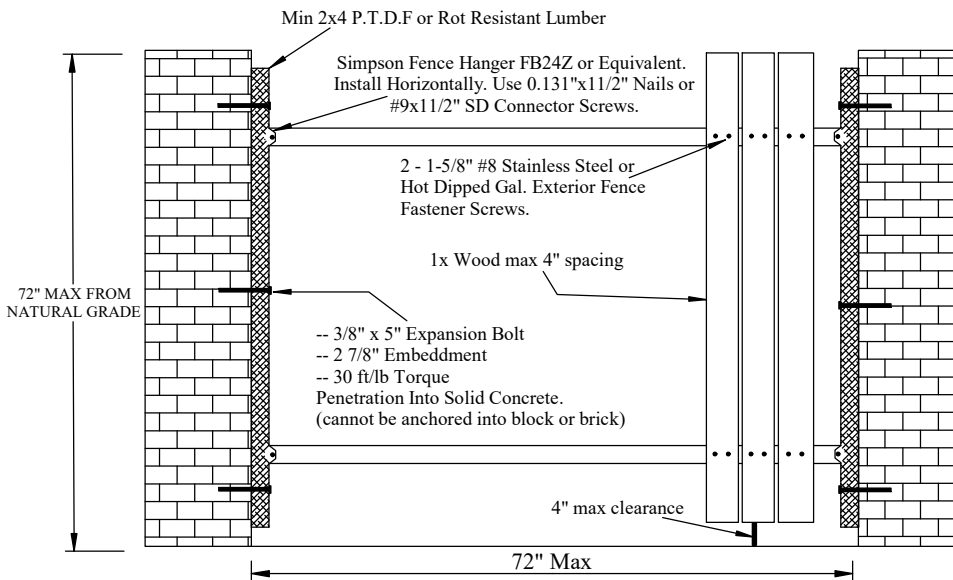


- Min 1/4" x 3 1/4" Expansion Bolts
- Torque to 5 Ft/lbs
- Must penetrate, and be anchored, 1 3/4" in. into solid concrete fill.
- Expansion bolt cannot be anchored into brick or CMU.
- LA City Certified Welders Certificate Is Required.

4" Max Opening Between Posts

4" Max Opening from Grade or Block Wall

PILASTER W/WOOD FENCE INFILL



Min 2x4 P.T.D.F or Rot Resistant Lumber

Simpson Fence Hanger FB24Z or Equivalent. Install Horizontally. Use 0.131"x1 1/2" Nails or #9x1 1/2" SD Connector Screws.

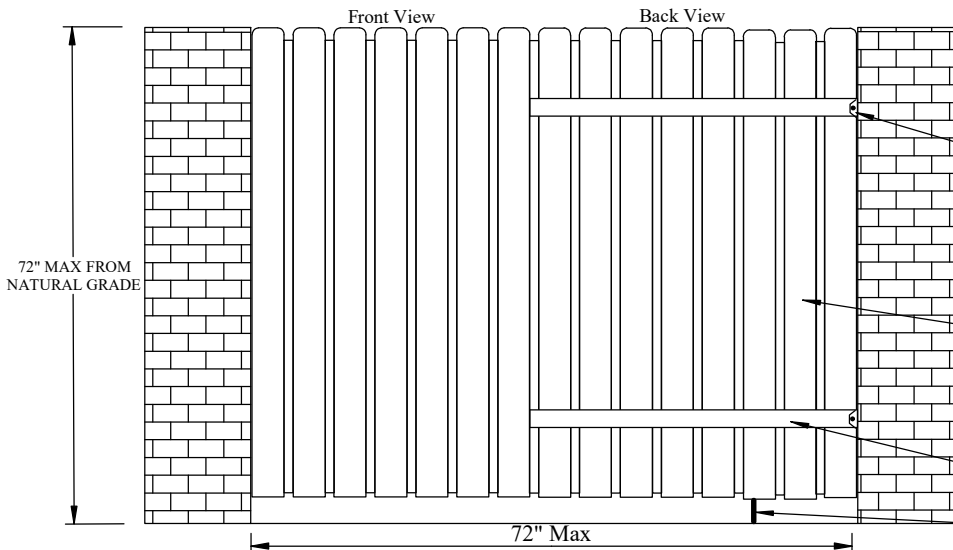
2 - 1-5/8" #8 Stainless Steel or Hot Dipped Gal. Exterior Fence Fastener Screws.

1x Wood max 4" spacing

-- 3/8" x 5" Expansion Bolt
 -- 2 7/8" Embedment
 -- 30 ft/lb Torque
 Penetration Into Solid Concrete.
 (cannot be anchored into block or brick)

4" max clearance

PILASTER W/VINYL FENCE INFILL



Front View

Back View

Mounting hardware for vinyl fence must adhere to ASTM D1784-20 and installed per manufacturers installation instructions. Wood/wrought iron mounting (as seen above) will be acceptable as well.

The body of the Vinyl Fencing must be installed per the manufactueres installation instructions.

The cross members of the Vinyl Fencing must be installed per the manufactueres installation instructions.

4" max clearance